



Bag Hook Assembly Instructions

BAG HOOK

The minniemobil Bag Hook allows you to carry items by hanging them up on the hook. Additionally it's being used for the Rollator Holder and you can snap on a variety of Accessories.

COMPONENTS

1 Bag Hook



Warning!

Each hook has a maximum loading capacity of 5 kg / 11 lbs.

ASSEMBLY (To be done by your Service Dealer)

1. *Disassembly of the Back Bar*

- 1.1. The Back Bar is fixed to the scooter by two screws. Unscrew them (Fig. 1).
- 1.2. Then take the Back Bar out by pulling it back (Fig. 2).



Fig. 1



Fig. 2

2. Attachment of the Bag Hook

- 2.1. Slip the Bag Hook on one of the Back Bar ends with the hook facing down (Fig. 3).
The adaptor slot may face to the outside or to the inside of the Back Bar. (To the outside only though, if later also to be equipped with a stopper for the Rollator Holder.)
- 2.2. Slip the Bag Hook over the Back Bar by sliding it with your hands until you reach the desired position on the Bar (Fig. 4).




Fig. 3



Fig. 4

3. Assembly of the Back Bar

- 3.1. Attach the Back Bar by pressing it back into place.
- 3.2. Fix the Bar by reinserting the two screws.

USE

1. You can use the hook to hang up light weighted items (like small bags).
2. You can place different Accessories onto the Bag Hooks (optional, sold separately). Attach the Accessories by pressing them down onto the adaptor slot of the Bag Hooks ((Fig. 5). (Example: Prepared use with two stoppers on the middle of the Back Bar for the fixation of a rollator. See Fig. 6.)




Fig. 5




Fig. 6

Your local dealer:

Date of purchase: / /

Necessary for warranty

NOTICES TO CONSUMER

The warranty covers all defects of the product which are demonstrably attributable to material or manufacturing defects. The warranty period is 24 months after receipt of the readiness for dispatch, at the latest after delivery. Excluded from the warranty are damages which are caused by normal wear and tear, by intent, negligent or improper operation or use. No warranty is given if you use inappropriate care products, lubricating oils and greases.

 **minniemobil**

Minniemoobil GmbH
Grünwalder Weg 28c
82041 Oberhaching
Phone: +49 89 651089 22
Info@minniemobil.com
www.minniemobil.com
Germany